


## Mendota Designer Series Fireplace Features



- Built by Johnson, a company with over 100 years of experience in gas technology.
- Highest efficiencies—up to 86.4%.
- Operates during power failure.
- Certified ANSI/AGA high efficiency gas wall furnace.
- Award-winning log fires.



- Uses 100% outside air for burning. This preserves room air quality and maximizes efficiency.
- Winner of "Vesta Finalist" award at the National Hearth Products Association Expo.
- Antique red firebrick, natural aged herringbone and Milano tile firebox lining options.



- 2 sizes and many black, vintage iron, Swedish nickel, antique copper, antique gold and cast fronts fit any room and any decor.



- Lifetime limited warranty.
- Mendota logs are artistically hand molded from real logs.
- A convenient remote control is a popular option.
- Quiet, variable speed blowers.
- Safety tested to ANSI/AGA Standards.



- Flames and heat are variable—widest temp range in the industry.
- Optional wall mounted control for easy flame/heat adjustment.

## Save Energy by "Zone Heating" with a Mendota Fireplace

Heat the room you use the most.

Turn down your central heating and heat where it counts.

It's true! Most families spend the majority of their time in only 20% of their home. You're probably no different! So why heat the area you're not using?



Mendota Designer Series energy efficient gas fireplaces let you reap the benefits of zone heating while adding memories of special times around the hearth.

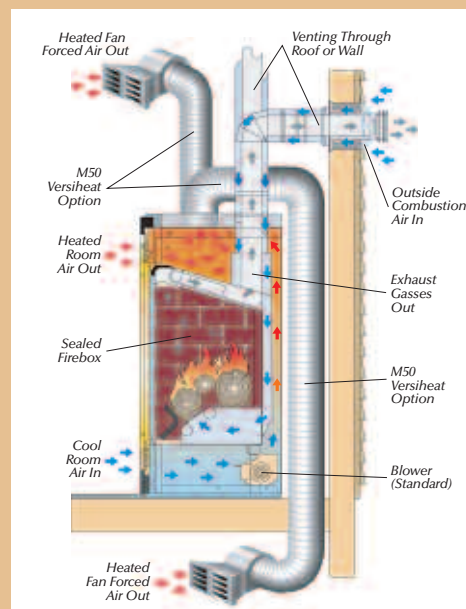
With an energy efficient Mendota gas fireplace in the room you use the most, you can turn down the central heat, enjoy the beauty, warmth and fascination of Mendota's award winning log fire, and save valuable dollars on your energy bill.

## Mendota Sealed Combustion, Direct Vent Technology with Versiheat—Forced Air Heat Transfer System

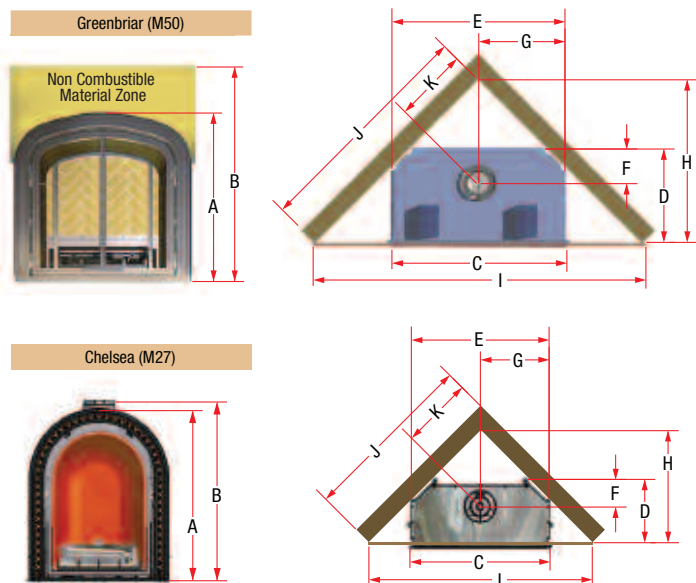
(available as an option for Greenbriar (M50) model only)

Mendota's sealed combustion, direct vent system draws air for combustion from outside the home into a sealed firebox. Exhaust is expelled through a separate vent. Room air is heated and recirculated. The system keeps warm air *in* and cold air *out*. This assures high air quality, maximum efficiency and trouble-free operation in today's tight homes.

Versiheat moves heat from your fireplace to other areas in your home. Mendota fireplaces have connections for two Versiheat kits to allow the transfer of heat to two other areas. Heat is moved through ducts with their own blowers and thermostats. This optional system provides heat to more than one room and moves unwanted heat out of the fireplace.



## Mendota Greenbriar (M50) & Chelsea (M27) Direct Vent Gas Fireplace Specifications



M50	
A	38"
B	48-1/4"
C	39-1/4"
D	21-1/2"
E	39-1/4"
F	8"
G	19-5/8"
H	36-3/4"
I	73-1/2"
J	52"
K	16-1/2"

M27	
A	37"
B	38-3/4"
C	29-3/4"
D	14"
E	20-5/8"
F	5-1/2"
G	14-3/4"
H	24-5/8"
I	49-1/8"
J	34-3/4"
K	11-1/4"

Specifications	
BTUH	M50 - Hi 50,000 Lo 15,800 M27 - Hi 27,000 Lo 6,750
Efficiency	Exceeds D.O.E. Efficiency requirements (A.F.U.E.) and direct vent wall heaters
Gas Supply	Natural or LP
Vent Size	M50 - 5" inner, 8" outer M27 - 4" inner, 6-5/8" outer
Pilot System	Standing Pilot
Safety Controls	AGA Certified
Safety Tested	Warnock Hersey to ANSI/AGA Standard
Weight	M50 - 275 lbs. M27 - 175 lbs.

Minimum Framing Dimensions		
	M50	M27
Height	50"	49"
Width	39-1/4"	29-3/4"
Depth	21-1/2"	14"
From Unit Base to Room Ceiling	72"	60"
From Unit Base to 8" Mantel	50"	47"

**Standard Equipment:**  
Fiberglo log set, coals;  
M50: 3-level burner;  
M27: 2-level burner;  
Blower with rheostat, firebrick, neo-ceram glass, thermostat, manual infinite flame height control, manual rear burner On/Off control, Digital Control Ready wire harness.

**Options:**  
M50 and M27: Black, Vintage Iron, Swedish Nickel, Antique Copper, Antique Gold, Cast fronts, Digital Wall Switch, Digital Remote Control.  
M50 only: Antique Red Firebrick or Natural Aged Herringbone linings.  
M27 only: One-piece domed Antique Red Firebrick or Milano Tile linings.



Because of continuing product improvements, Mendota reserves the right to change specifications without notice.

JOHNSON GAS APPLIANCE CO.  
Gas Specialists Since 1901  
520 E Avenue NW  
Cedar Rapids, IA 52405



MENDOTA HEARTH DIVISION  
High Performance Fireplaces  
520 E Avenue NW  
Cedar Rapids, IA 52405

Your Exclusive Mendota Dealer:

Visit our website at: [www.mendotahearth.com](http://www.mendotahearth.com)



design your fireplace experience

The Mendota Gas Fireplace Designer Series



begin with a beautiful fire

Mendota Designer Series models faithfully re-create the exact look and feel of a woodburning fireplace, made easier with the convenience of gas.

Look closely, and you won't find any telltale louvers or raised platform most gas fireplaces use to conceal the controls. Instead, they're cleverly tucked to the side, hidden behind a hinged trim area for easy access—so the fire appears flush to the floor for the utmost authenticity.

In the end, there is simply you and the beautiful fire—the way the experience was always meant to be.



Go online to create your perfect fireplace with distinctive fronts, doors, overlays, linings and andirons in your choice of finishes.



add bold, distinctive style

## Greenbriar

Make a statement without uttering a phrase.

The fireplace you choose speaks volumes—of you, of your fondness for classic design, of your care for every detail. With its dramatic Georgian arch, the Greenbriar replicates the beautiful fireplaces of America's first families. It is bold and distinctive, open and inviting—the perfect showpiece for rooms that deserve to be shown.

*The Greenbriar can go from a roaring 50,000 BTUH log fire to the romantic, gentle flames and glowing embers of a 15,800 BTUH late night campfire—all with just a touch.*



## Chelsea

Inspiration is right  
around the corner.

Or above the kitchen counter.  
Or on the master suite wall.  
Or tucked into the travertine  
marble in the bath. Like fine  
art that warms and lifts the  
soul, the inspired design  
of the Chelsea fireplace  
gracefully transforms your  
space, in ways you never  
thought possible. Place it at  
eye level to enliven a blank  
wall with movement and  
light. Or position it like a  
traditional fireplace and let  
its warmth wash over you.

*Beneath its charming  
exterior, the Chelsea is an  
ANSI/AGA 27,000 to 6,750  
BTUH high efficiency wall  
furnace that will provide  
plenty of adjustable  
warmth to any room.*

transform your room



Go online to  
create your  
perfect fireplace  
with distinctive  
fronts, doors,  
overlays, linings  
and andirons in  
your choice of  
finishes.



## **America's Luxury Fireplaces from Johnson, gas specialists since 1901**

Mendota fireplaces are custom built in limited numbers by Johnson Gas Appliance Co., a leading producer of high quality gas furnaces since 1901. You benefit from over 100 years of gas technology and a century old family tradition of craftsmanship and quality.

As a result, Mendota Designer Series fireplaces were awarded the fireplace industry's coveted "Vesta Finalist" award at the National Hearth Products Association Expo.

## **Romantic fireplaces that are also high efficiency wall furnaces**

In keeping with Mendota tradition, Designer Series fireplaces are both dramatic fireplaces and powerful gas heaters that will heat a major portion of your home. They are certified ANSI/AGA high efficiency gas wall furnaces.

## **Flames and heat are adjustable to suit your mood and the weather**

Mendota's adjustable control and blower let you set the heat and flames anywhere from romantic slowly burning logs with gentle warmth on mild days to a roaring fire with lots of forced air heat on cold winter nights.

## **Mendota Designer Series fireplaces are good for the environment**

Mendota Designer Series direct vent fireplaces use 100% outside air for combustion. This preserves indoor air quality and maximizes combustion efficiency.

They produce less than 1% of the harmful particulate emissions of woodburning fireplaces.

## **Mendota—the right choice**

Mendota Designer Series gas fireplaces are custom built for the thoughtful buyer who is interested in quality, craftsmanship and performance. The owner who wants something special for the most important place in the home.

Choose a beautiful fireplace for your beautiful room. Choose a distinctive fireplace that you'll be proud to share with your family and friends.

Choose Mendota.



# Create a look that's yours, and yours alone.

From the classic charm of cast iron to exquisite filigree detailing, there are literally hundreds of designer choices to give your Greenbriar or Chelsea fireplace the distinctive look you desire.

Overlays, doors, linings and andirons can be added individually or in combination to create a Mendota fireplace like no other. The result is spectacular, yet the process for getting there is so simple.

Begin by choosing your fireplace front. Continue building intrigue with optional elements that complement your taste and home decor. Design it now—visit [www.mendotahearth.com](http://www.mendotahearth.com) to create your perfect fireplace.

## Greenbriar

**Fireplace Front (required for operation)**  
Choose the Ashton metal front in five rich finishes or the Winthrop front in classic cast iron.

**Optional Glass Frame Overlay**  
Fireplace comes standard with a black glass frame. Order an optional Halifax glass frame overlay in the same finish as your Ashton front for a monochromatic look, or a contrasting finish for a look that's distinctly your own.

**Optional Filigree Overlay**  
Add beauty and depth with the optional Madrigal filigree overlay that fits over the metal Ashton front. Comes in your choice of five finishes.

**Optional Metal Doors**  
Operable Huntington doors are a simple, yet sophisticated way to complete your hearth. Five finishes offer the utmost in design flexibility. *Optional mesh fire screen also available.*

Go online to create your perfect fireplace with distinctive fronts, doors, overlays, linings and andirons in your choice of finishes.

## Chelsea

**Fireplace Front (required for operation)**  
Choices include the Ashton metal front in five rich finishes or the Hanover front in classic cast iron.

**Optional Glass Frame Overlay**  
Upgrade the standard black glass frame with an optional Halifax glass frame overlay. Choose the same finish as your Ashton front or create a unique look with a contrasting finish.

**Optional Filigree Overlay**  
You'll love the detailing of the Madrigal filigree overlay that fits over the metal Ashton front. Comes in your choice of five finishes.

**Optional Metal or Cast Iron Doors**  
As beautiful open as they are when closed, Cambridge metal doors frame your fire in one of five finishes. Also available in Colonial cast iron. *Optional mesh fire screen also available.*

Go online to create your perfect fireplace with distinctive fronts, doors, overlays, linings and andirons in your choice of finishes.

### Exterior Finishes



### Interior Linings

Distinctive interior firebrick linings make your Mendota fireplace as engaging to look at when the fire's off as when it's on. Linings come standard on both the Greenbriar and Chelsea, with a choice of two designs for each model, shown below.



### Optional Custom Andirons

Complement the authentic look of your Designer Series fireplace with decorative andirons created especially for the Greenbriar and Chelsea fireplaces. The Greenbriar andirons contrast nicely with that model's signature arch, while the Chelsea andirons provide a touch of whimsy.

